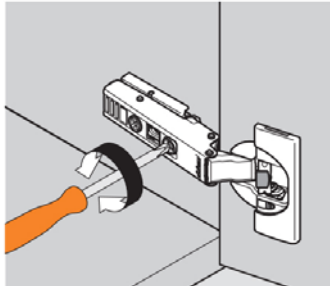
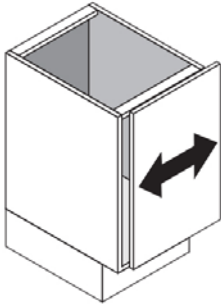


MILLENNIA | Blum inMotion Hinge Adjustment

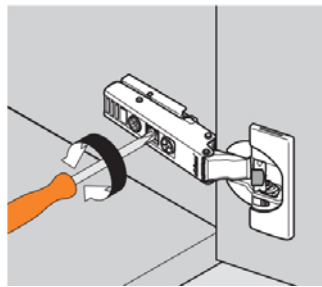
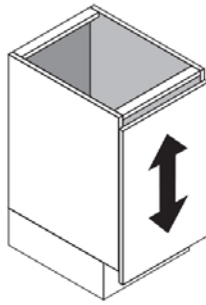
Side Adjustment

Rotate the front screw to increase or decrease door overlay (+/- 2mm).



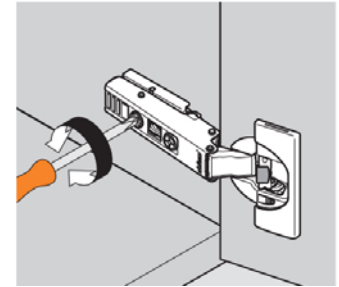
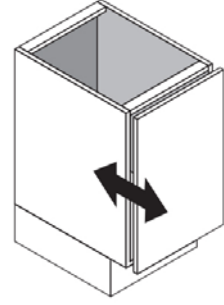
Height Adjustment

Rotate cam screw on mounting plate to adjust door position (+/- 2mm).



Depth Adjustment

Rotate rear spiral tech cam screw to adjust door gap (+ 3mm, - 2mm).



MILLENNIA | Blum inMotion Hinge Deactivation

For small or light doors, inMotion can be deactivated in one of the hinges. To reactivate, move switch back to original position.

Door must be closed once for the deactivation to be complete.

