

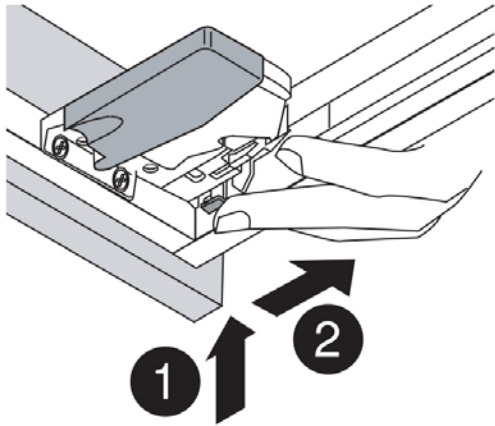
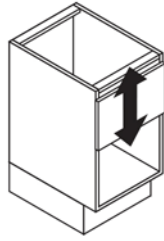
# COR/MIL | Blum inMotion Guide Adjustment

## Height Adjustment

Press down on adjustment latch

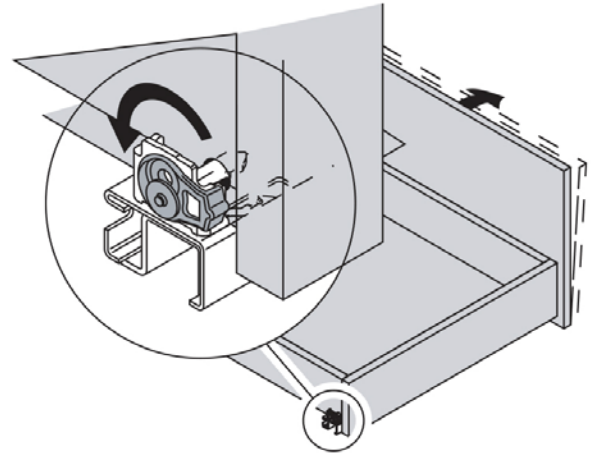
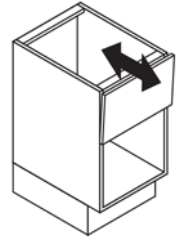
Push latch towards back of drawer after pressing down

*Provides upward adjustment only*



## Tilt Adjustment

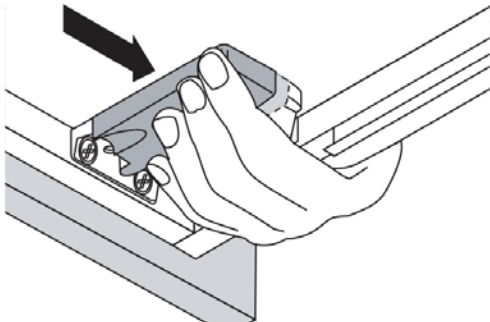
Rotate tab on rear hook to adjust tilt



## Drawer Removal

Reach under drawer and squeeze both orange locking devices

While holding handles, pull drawer straight out and lift off runners



## Drawer Installation

Place drawer on guides (extended or retracted) and close

Locking devices will automatically engage. Open drawer completely to confirm.

